













File Extensions

Although you can upload and link to almost any type of file into Moodle, the student will only be able to download or view files if they have compatible software on their computer. Here are some common file types, along with the software they will need to open the file.

	Extension	Type of File	Opened With
	.txt	Text in readable information.	Word Processing Word Pad Text Pad
	.rtf	Rich Text Format – saves text and some of the formatting.	Microsoft Word Corel Wordperfect
	.doc	Microsoft Word Document	Microsoft Word
	.wpd	WordPerfect Document	Corel WordPerfect
	.gif .jpeg .bmp	Graphical information (pictures, graphics, or photographs.)	Photoshop Paint Explorer Imaging
	.mpg .mov .avi	Video Clip	Different programs open different video clips!
	.wav	Sound File	Quicktime or other Sound File Programs
	.htm .html	Hyper Text Markup Language: used to create information that internet browsers can read.	Explorer Netscape
	.pdf	Portable Document Format – often a document or picture that has been scanned and saved.	Adobe Acrobat Reader
	.ppt	PowerPoint Show	Microsoft PowerPoint
	.xls	Spreadsheet – Excel	Microsoft Excel
	.zip	Zip File – A zipped file is actually a combination of several files – compressed into a compact format for easy transportation.	Windows XP, Moodle <u>if</u> designer, WinZip or other programs.

There are many more file extensions, but these are the ones you will see most often. Remember, if you don't recognize the file name or extension – don't delete it! It could be there to help run your computer!